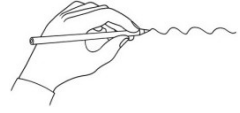




Quiet, please

1. Match them up!

Draw a line to match the picture and the word.

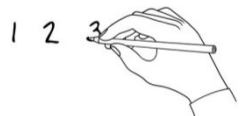


children	stand up	sit down	quiet	scissors	coat
scissors	ruler	notebook	crayons	pencil	glue

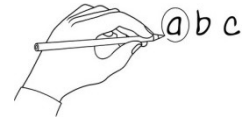
Connections shown in the image:
 - Boy standing up → stand up
 - Girl sitting down → sit down
 - Scissors → scissors
 - Crayons → crayons
 - Ruler → ruler
 - Notebook → notebook
 - Pencil → pencil
 - Glue → glue
 - Girl with finger to lips → quiet

2. What's the order?

Listen to the song and put the school things in order.



4	ruler
6	notebook
1	pencil
3	glue
5	crayons
2	scissors



3. Find the words!


Find the school things in the wordsearch below:

pencil, scissors, glue, ruler, crayons, notebook

K	U	S	N	X	P	X	E	V	G	W	M
P	G	H	C	R	D	A	Z	Q	S	B	T
E	O	E	T	I	R	L	S	G	C	I	R
N	Q	C	M	Y	S	H	J	W	L	O	U
C	R	A	Y	O	N	S	U	F	R	U	L
I	W	N	O	T	E	B	O	O	K	Y	E
L	S	A	J	Z	K	U	X	R	T	V	R
V	F	Q	Z	L	B	P	N	Y	S	D	I

4. Write and draw!

What have you got in your pencil case? Draw a picture and write the words!



I have got color pencils, a sharpener, a line pencil, a rubber, a ruler, a glue stick, pens, felt tips, scissors in my pencil case.